

**November 5, 2019 General Election
Official Certification of Results Signature Form**




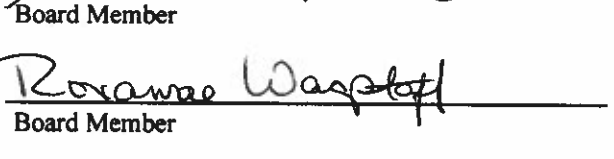
We, the undersigned Members of the Board of Elections of County indicated below, do hereby certify that the Official Results of the Election (county specific and most-populous, if applicable) are valid and accurate, and the number of voters aligns with the number of ballots counted and cast.

County Guernsey

IN WITNESS WHEREOF, we have subscribed our names officially on the date indicated below:

11/19/2019

Today's Date

| | |
|---|--|
|  _____ Director |  _____ Deputy Director |
|  _____ Board Member |  _____ Board Member |
|  _____ Board Member |  _____ Board Member |

The Board must complete and sign, scan, and email the signed form to results@OhioSoS.gov along with the *Official Vote Total Summary Report*.

Election Summary Report

General Election

Guernsey County

November 05, 2019

Summary for: All Contests, All Districts, All Counting Groups

OFFICIAL CANVASS SUMMARY RESULTS

ALL COUNTERS ALL RACES

Precincts Reported: 35 of 35 (100.00%)

Registered Voters: 6,717 of 23,289 (28.84%)

Ballots Cast: 6,717

CAMBRIDGE CITY MAYOR (Vote for 1)

Precincts Reported: 8 of 8 (100.00%)

| | | Total | |
|-------------|-------|---------------|--------|
| Times Cast | | 1,390 / 5,722 | 24.29% |
| Candidate | Party | Total | |
| Tom D. Orr | Rep | 1,143 | |
| Total Votes | | 1,143 | |

CAMBRIDGE CITY PRESIDENT OF COUNCIL (Vote for 1)

Precincts Reported: 8 of 8 (100.00%)

| | | Total | |
|--------------------|-------|---------------|--------|
| Times Cast | | 1,390 / 5,722 | 24.29% |
| Candidate | Party | Total | |
| William S. Cowgill | Rep | 1,109 | |
| Total Votes | | 1,109 | |

CAMBRIDGE CITY AUDITOR (Vote for 1)

Precincts Reported: 8 of 8 (100.00%)

| | | Total | |
|-----------------|-------|---------------|--------|
| Times Cast | | 1,390 / 5,722 | 24.29% |
| Candidate | Party | Total | |
| Suellen Johnson | Rep | 1,102 | |
| Total Votes | | 1,102 | |

CAMBRIDGE CITY DIRECTOR OF LAW (Vote for 1)

Precincts Reported: 8 of 8 (100.00%)

| | | Total | |
|---------------------|-------|---------------|--------|
| Times Cast | | 1,390 / 5,722 | 24.29% |
| Candidate | Party | Total | |
| William H. Ferguson | Dem | 1,016 | |
| Total Votes | | 1,016 | |

CAMBRIDGE CITY COUNCIL AT LARGE (Vote for 3)

Precincts Reported: 8 of 8 (100.00%)

| | | Total | |
|------------------------|-------|---------------|--------|
| Times Cast | | 1,390 / 5,722 | 24.29% |
| Candidate | Party | Total | |
| Tim Evancho | Rep | 912 | |
| Donna Hill | Rep | 714 | |
| Thomas J. Laughman, II | Dem | 855 | |
| Total Votes | | 2,481 | |

CAMBRIDGE CITY 1ST WARD COUNCIL (Vote for 1)

Precincts Reported: 2 of 2 (100.00%)

| | | Total | |
|-----------------|-------|-------------|--------|
| Times Cast | | 248 / 1,308 | 18.96% |
| Candidate | Party | Total | |
| Jeff A. Leonard | Rep | 197 | |
| Total Votes | | 197 | |

CAMBRIDGE CITY 2ND WARD COUNCIL (Vote for 1)

Precincts Reported: 2 of 2 (100.00%)

| | | Total | |
|----------------------|-------|-------------|--------|
| Times Cast | | 199 / 1,259 | 15.81% |
| Candidate | Party | Total | |
| Kimberly J. McMillen | Dem | 155 | |
| Total Votes | | 155 | |

CAMBRIDGE CITY 3RD WARD COUNCIL (Vote for 1)

Precincts Reported: 2 of 2 (100.00%)

| | | Total | |
|-------------------|-------|-------------|--------|
| Times Cast | | 496 / 1,638 | 30.28% |
| Candidate | Party | Total | |
| John R. Wolverton | Dem | 350 | |
| Total Votes | | 350 | |

CAMBRIDGE CITY 4TH WARD COUNCIL (Vote for 1)

Precincts Reported: 2 of 2 (100.00%)

| | | Total | |
|-------------|-------|-------------|--------|
| Times Cast | | 447 / 1,517 | 29.47% |
| Candidate | Party | Total | |
| Jack Marlin | Rep | 340 | |
| Total Votes | | 340 | |

BYESVILLE VILLAGE MAYOR (Vote for 1)

Precincts Reported: 2 of 2 (100.00%)

| | | Total | |
|---------------|-------|-------------|--------|
| Times Cast | | 565 / 1,370 | 41.24% |
| Candidate | Party | Total | |
| Jay Jackson | | 372 | |
| Tom Kenworthy | | 95 | |
| Marj Warner | | 88 | |
| Total Votes | | 555 | |

BYESVILLE VILLAGE COUNCIL (Vote for 2)

Precincts Reported: 2 of 2 (100.00%)

| | | Total | |
|------------------|-------|-------------|--------|
| Times Cast | | 565 / 1,370 | 41.24% |
| Candidate | Party | Total | |
| Sean Cox | | 143 | |
| Donald J. Gadd | | 226 | |
| Timothy L. Haren | | 265 | |
| Michael Port | | 249 | |
| Total Votes | | 883 | |

CUMBERLAND VILLAGE MAYOR (Vote for 1)

Precincts Reported: 1 of 1 (100.00%)

| | | Total | |
|-------------------|-------|----------|--------|
| Times Cast | | 63 / 195 | 32.31% |
| Candidate | Party | Total | |
| Shirley Rhinehart | | 43 | |
| Total Votes | | 43 | |

CUMBERLAND VILLAGE COUNCIL (Vote for 2)

Precincts Reported: 1 of 1 (100.00%)

| | | Total | |
|---------------------|-------|----------|--------|
| Times Cast | | 63 / 195 | 32.31% |
| Candidate | Party | Total | |
| Peggy I. Cunningham | | 43 | |
| Jerry Leister | | 26 | |
| Total Votes | | 69 | |

FAIRVIEW VILLAGE MAYOR (Vote for 1)

Precincts Reported: 1 of 1 (100.00%)

| | | Total | |
|-------------------|-------|---------|--------|
| Times Cast | | 14 / 33 | 42.42% |
| Candidate | Party | Total | |
| Thomas A. Bunfill | | 10 | |
| Total Votes | | 10 | |

FAIRVIEW VILLAGE COUNCIL (Vote for 2)

Precincts Reported: 1 of 1 (100.00%)

| | | Total | |
|-------------------------|-------|---------|--------|
| Times Cast | | 14 / 33 | 42.42% |
| Candidate | Party | Total | |
| No Valid Petition Filed | | 0 | |
| Total Votes | | 0 | |

LORE CITY VILLAGE MAYOR (Vote for 1)

Precincts Reported: 1 of 1 (100.00%)

| | | Total | |
|----------------|-------|----------|--------|
| Times Cast | | 61 / 174 | 35.06% |
| Candidate | Party | Total | |
| Brian Triplett | | 54 | |
| Total Votes | | 54 | |

LORE CITY VILLAGE CLERK-TREASURER (Vote for 1)

Precincts Reported: 1 of 1 (100.00%)

| | | Total | |
|-------------------------|-------|----------|--------|
| Times Cast | | 61 / 174 | 35.06% |
| Candidate | Party | Total | |
| No Valid Petition Filed | | 0 | |
| Total Votes | | 0 | |

LORE CITY VILLAGE COUNCIL (Vote for 2)

Precincts Reported: 1 of 1 (100.00%)

| | | Total | |
|-------------------------|-------|----------|--------|
| Times Cast | | 61 / 174 | 35.06% |
| Candidate | Party | Total | |
| No Valid Petition Filed | | 0 | |
| Total Votes | | 0 | |

OLD WASHINGTON VILLAGE MAYOR (Vote for 1)

Precincts Reported: 1 of 1 (100.00%)

| | | Total | |
|-------------------------|-------|----------|--------|
| Times Cast | | 56 / 148 | 37.84% |
| Candidate | Party | Total | |
| No Valid Petition Filed | | 0 | |
| Total Votes | | 0 | |

OLD WASHINGTON VILLAGE COUNCIL (Vote for 2)

Precincts Reported: 1 of 1 (100.00%)

| | | Total | |
|------------------|-------|----------|--------|
| Times Cast | | 56 / 148 | 37.84% |
| Candidate | Party | Total | |
| Jeffrey D. Davis | | 42 | |
| Edwin Wagstaff | | 37 | |
| Total Votes | | 79 | |

PLEASANT CITY VILLAGE MAYOR (Vote for 1)

Precincts Reported: 1 of 1 (100.00%)

| | | Total | |
|-----------------|-------|----------|--------|
| Times Cast | | 65 / 216 | 30.09% |
| Candidate | Party | Total | |
| David Barbour | | 29 | |
| Mike Stranathan | | 35 | |
| Total Votes | | 64 | |

PLEASANT CITY VILLAGE CLERK-TREASURER (Vote for 1)

Precincts Reported: 1 of 1 (100.00%)

| | | Total | |
|-----------------|-------|----------|--------|
| Times Cast | | 65 / 216 | 30.09% |
| Candidate | Party | Total | |
| Karen S Sherman | | 55 | |
| Total Votes | | 55 | |

PLEASANT CITY VILLAGE COUNCIL (Vote for 2)

Precincts Reported: 1 of 1 (100.00%)

| | | Total | |
|---------------------|-------|----------|--------|
| Times Cast | | 65 / 216 | 30.09% |
| Candidate | Party | Total | |
| Gregory E. Scurlock | | 47 | |
| Total Votes | | 47 | |

PLEASANT CITY VILLAGE BOARD OF PUBLIC AFFAIRS (Vote for 2)

Precincts Reported: 1 of 1 (100.00%)

| | | Total | |
|----------------------|-------|----------|--------|
| Times Cast | | 65 / 216 | 30.09% |
| Candidate | Party | Total | |
| Therrel E. Winkleman | | 51 | |
| Total Votes | | 51 | |

QUAKER CITY VILLAGE MAYOR (Vote for 1)

Precincts Reported: 1 of 1 (100.00%)

| | | Total | |
|---------------|-------|----------|--------|
| Times Cast | | 66 / 271 | 24.35% |
| Candidate | Party | Total | |
| Craig Secrest | | 55 | |
| Total Votes | | 55 | |

QUAKER CITY VILLAGE COUNCIL (Vote for 2)

Precincts Reported: 1 of 1 (100.00%)

| | | Total | |
|-------------------|-------|----------|--------|
| Times Cast | | 66 / 271 | 24.35% |
| Candidate | Party | Total | |
| Richard R. Spratt | | 58 | |
| Total Votes | | 58 | |

SENECAVILLE VILLAGE MAYOR (Vote for 1)

Precincts Reported: 1 of 1 (100.00%)

| | | Total | |
|---------------|-------|----------|--------|
| Times Cast | | 80 / 248 | 32.26% |
| Candidate | Party | Total | |
| Zedrick Clark | | 41 | |
| Jody Lowry | | 34 | |
| Total Votes | | 75 | |

SENECAVILLE VILLAGE COUNCIL (Vote for 2)

Precincts Reported: 1 of 1 (100.00%)

| | | Total | |
|--------------------|-------|----------|--------|
| Times Cast | | 80 / 248 | 32.26% |
| Candidate | Party | Total | |
| Amy Oliver | | 65 | |
| Patricia E. Timura | | 36 | |
| Total Votes | | 101 | |

ADAMS TOWNSHIP TRUSTEE (Vote for 1)

Precincts Reported: 2 of 2 (100.00%)

| | | Total | |
|-------------------|-------|-------------|--------|
| Times Cast | | 264 / 1,249 | 21.14% |
| Candidate | Party | Total | |
| Douglas Van Derry | | 213 | |
| Total Votes | | 213 | |

ADAMS TOWNSHIP FISCAL OFFICER (Vote for 1)

Precincts Reported: 2 of 2 (100.00%)

| | | Total | |
|------------------------|-------|-------------|--------|
| Times Cast | | 264 / 1,249 | 21.14% |
| Candidate | Party | Total | |
| Valerie L. Fenstamaker | | 189 | |
| Total Votes | | 189 | |

CAMBRIDGE TOWNSHIP TRUSTEE (Vote for 1)

Precincts Reported: 11 of 11 (100.00%)

| | | Total | |
|-------------|-------|---------------|--------|
| Times Cast | | 2,143 / 8,176 | 26.21% |
| Candidate | Party | Total | |
| Doug Hitzel | | 1,573 | |
| Total Votes | | 1,573 | |

CAMBRIDGE TOWNSHIP FISCAL OFFICER (Vote for 1)

Precincts Reported: 11 of 11 (100.00%)

| | | Total | |
|---------------|-------|---------------|--------|
| Times Cast | | 2,143 / 8,176 | 26.21% |
| Candidate | Party | Total | |
| Edward Wright | | 1,585 | |
| Total Votes | | 1,585 | |

CENTER TOWNSHIP TRUSTEE (Vote for 1)

Precincts Reported: 3 of 3 (100.00%)

| | | Total | |
|-------------------|-------|-------------|--------|
| Times Cast | | 382 / 1,135 | 33.66% |
| Candidate | Party | Total | |
| Jeffery Bridgeman | | 193 | |
| Robert E Oakley | | 163 | |
| Total Votes | | 356 | |

CENTER TOWNSHIP FISCAL OFFICER (Vote for 1)

Precincts Reported: 3 of 3 (100.00%)

| | | Total | |
|----------------|-------|-------------|--------|
| Times Cast | | 382 / 1,135 | 33.66% |
| Candidate | Party | Total | |
| Kathy J. Doutt | | 305 | |
| Total Votes | | 305 | |

JACKSON TOWNSHIP TRUSTEE (Vote for 1)

Precincts Reported: 5 of 5 (100.00%)

| | | Total | |
|------------------|-------|---------------|--------|
| Times Cast | | 1,014 / 2,972 | 34.12% |
| Candidate | Party | Total | |
| Glen F Underwood | | 308 | |
| George Wood | | 650 | |
| Total Votes | | 958 | |

JACKSON TOWNSHIP FISCAL OFFICER (Vote for 1)

Precincts Reported: 5 of 5 (100.00%)

| | | Total | |
|---------------|-------|---------------|--------|
| Times Cast | | 1,014 / 2,972 | 34.12% |
| Candidate | Party | Total | |
| Donna J. Hurd | | 754 | |
| Total Votes | | 754 | |

JEFFERSON TOWNSHIP TRUSTEE (Vote for 1)

Precincts Reported: 1 of 1 (100.00%)

| | | Total | |
|------------------|-------|---------|--------|
| Times Cast | | 28 / 80 | 35.00% |
| Candidate | Party | Total | |
| Rudy D. Bamfield | | 23 | |
| Total Votes | | 23 | |

JEFFERSON TOWNSHIP FISCAL OFFICER (Vote for 1)

Precincts Reported: 1 of 1 (100.00%)

| | | Total | |
|--------------------|-------|---------|--------|
| Times Cast | | 28 / 80 | 35.00% |
| Candidate | Party | Total | |
| Donna Jean LaCroix | | 24 | |
| Total Votes | | 24 | |

KNOX TOWNSHIP TRUSTEE (Vote for 1)

Precincts Reported: 1 of 1 (100.00%)

| | | Total | |
|---------------------|-------|-----------|--------|
| Times Cast | | 113 / 337 | 33.53% |
| Candidate | Party | Total | |
| Lewis Leigh Catlett | | 78 | |
| Greg Fuller | | 30 | |
| Total Votes | | 108 | |

KNOX TOWNSHIP FISCAL OFFICER (Vote for 1)

Precincts Reported: 1 of 1 (100.00%)

| | | Total | |
|---------------|-------|-----------|--------|
| Times Cast | | 113 / 337 | 33.53% |
| Candidate | Party | Total | |
| Brenda Mourer | | 96 | |
| Total Votes | | 96 | |

LIBERTY TOWNSHIP TRUSTEE (Vote for 1)

Precincts Reported: 1 of 1 (100.00%)

| | | Total | |
|---------------|-------|-----------|--------|
| Times Cast | | 192 / 617 | 31.12% |
| Candidate | Party | Total | |
| Randy Douglas | | 151 | |
| Total Votes | | 151 | |

LIBERTY TOWNSHIP FISCAL OFFICER (Vote for 1)

Precincts Reported: 1 of 1 (100.00%)

| | | Total | |
|---------------|-------|-----------|--------|
| Times Cast | | 192 / 617 | 31.12% |
| Candidate | Party | Total | |
| Rebecca Hanes | | 147 | |
| Total Votes | | 147 | |

LONDONDERRY TOWNSHIP FISCAL OFFICER (Vote for 1)

Precincts Reported: 1 of 1 (100.00%)

| | | Total | |
|----------------|-------|----------|--------|
| Times Cast | | 95 / 420 | 22.62% |
| Candidate | Party | Total | |
| Sharon Secrest | | 70 | |
| Total Votes | | 70 | |

LONDONDERRY TOWNSHIP TRUSTEE (Vote for 1)

Precincts Reported: 1 of 1 (100.00%)

| | | Total | |
|-------------|-------|----------|--------|
| Times Cast | | 95 / 420 | 22.62% |
| Candidate | Party | Total | |
| John Duffy | | 73 | |
| Total Votes | | 73 | |

LONDONDERRY TOWNSHIP TRUSTEE UNEXPIRED TERM ENDING 12-31-21 (Vote for 1)

Precincts Reported: 1 of 1 (100.00%)

| | | Total | |
|----------------|-------|----------|--------|
| Times Cast | | 95 / 420 | 22.62% |
| Candidate | Party | Total | |
| Daniel Spencer | | 52 | |
| Total Votes | | 52 | |

MADISON TOWNSHIP TRUSTEE (Vote for 1)

Precincts Reported: 1 of 1 (100.00%)

| | | Total | |
|-------------------|-------|-----------|--------|
| Times Cast | | 190 / 547 | 34.73% |
| Candidate | Party | Total | |
| Austin C. Nichols | | 38 | |
| Casey Raber | | 30 | |
| Danny St.Clair | | 116 | |
| Total Votes | | 184 | |

MADISON TOWNSHIP FISCAL OFFICER (Vote for 1)

Precincts Reported: 1 of 1 (100.00%)

| | | Total | |
|----------------------------|-------|-----------|--------|
| Times Cast | | 190 / 547 | 34.73% |
| Candidate | Party | Total | |
| Karen Horvath | | 106 | |
| Rochelle M. Masters-DeVore | | 69 | |
| Total Votes | | 175 | |

MILLWOOD TOWNSHIP TRUSTEE (Vote for 1)

Precincts Reported: 1 of 1 (100.00%)

| | | Total | |
|-----------------|-------|-----------|--------|
| Times Cast | | 163 / 667 | 24.44% |
| Candidate | Party | Total | |
| Ellis Christman | | 137 | |
| Total Votes | | 137 | |

MILLWOOD TOWNSHIP FISCAL OFFICER (Vote for 1)

Precincts Reported: 1 of 1 (100.00%)

| | | Total | |
|------------------|-------|-----------|--------|
| Times Cast | | 163 / 667 | 24.44% |
| Candidate | Party | Total | |
| Crystal K Taylor | | 139 | |
| Total Votes | | 139 | |

MONROE TOWNSHIP TRUSTEE (Vote for 1)

Precincts Reported: 1 of 1 (100.00%)

| | | Total | |
|------------------------|-------|-----------|--------|
| Times Cast | | 187 / 456 | 41.01% |
| Candidate | Party | Total | |
| Thomas A. Braniger, Sr | | 49 | |
| Paul Emig | | 60 | |
| Virgil Quillin | | 77 | |
| Total Votes | | 186 | |

MONROE TOWNSHIP FISCAL OFFICER (Vote for 1)

Precincts Reported: 1 of 1 (100.00%)

| | | Total | |
|--------------|-------|-----------|--------|
| Times Cast | | 187 / 456 | 41.01% |
| Candidate | Party | Total | |
| Jerry Regula | | 144 | |
| Total Votes | | 144 | |

OXFORD TOWNSHIP TRUSTEE (Vote for 1)

Precincts Reported: 1 of 1 (100.00%)

| | | Total | |
|---------------------|----------|-----------|--------|
| Times Cast | | 143 / 443 | 32.28% |
| Candidate | Party | Total | |
| Jacob T. Glasgow | | 62 | |
| Andrew Kleiner | | 37 | |
| Write-in | | 39 | |
| Total Votes | | 138 | |
| | | Total | |
| Richard Kuthy | WRITE-IN | 39 | |
| Unresolved Write-In | | 0 | |

OXFORD TOWNSHIP FISCAL OFFICER (Vote for 1)

Precincts Reported: 1 of 1 (100.00%)

| | | Total | |
|---------------------|-------|-----------|--------|
| Times Cast | | 143 / 443 | 32.28% |
| Candidate | Party | Total | |
| Donna J. Cunningham | | 102 | |
| Total Votes | | 102 | |

RICHLAND TOWNSHIP TRUSTEE (Vote for 1)

Precincts Reported: 3 of 3 (100.00%)

| | | Total | |
|--------------|-------|-------------|--------|
| Times Cast | | 335 / 1,322 | 25.34% |
| Candidate | Party | Total | |
| Robert Lasko | | 274 | |
| Total Votes | | 274 | |

RICHLAND TOWNSHIP FISCAL OFFICER (Vote for 1)

Precincts Reported: 3 of 3 (100.00%)

| | | Total | |
|-----------------------|-------|-------------|--------|
| Times Cast | | 335 / 1,322 | 25.34% |
| Candidate | Party | Total | |
| Jacqueline J. Neuhart | | 238 | |
| Total Votes | | 238 | |

SPENCER TOWNSHIP TRUSTEE (Vote for 1)

Precincts Reported: 1 of 1 (100.00%)

| | | Total | |
|-------------|-------|-----------|--------|
| Times Cast | | 190 / 633 | 30.02% |
| Candidate | Party | Total | |
| Eric Poland | | 160 | |
| Total Votes | | 160 | |

SPENCER TOWNSHIP FISCAL OFFICER (Vote for 1)

Precincts Reported: 1 of 1 (100.00%)

| | | Total | |
|------------------|-------|-----------|--------|
| Times Cast | | 190 / 633 | 30.02% |
| Candidate | Party | Total | |
| Darlene S. Miser | | 161 | |
| Total Votes | | 161 | |

VALLEY TOWNSHIP TRUSTEE (Vote for 1)

Precincts Reported: 2 of 2 (100.00%)

| | | Total | |
|-----------------------|-------|-------------|--------|
| Times Cast | | 396 / 1,198 | 33.06% |
| Candidate | Party | Total | |
| Delbert Abrams | | 209 | |
| William H. Cunningham | | 40 | |
| David Warner | | 136 | |
| Total Votes | | 385 | |

VALLEY TOWNSHIP FISCAL OFFICER (Vote for 1)

Precincts Reported: 2 of 2 (100.00%)

| | | Total | |
|------------------|-------|-------------|--------|
| Times Cast | | 396 / 1,198 | 33.06% |
| Candidate | Party | Total | |
| Jeffery D. Miser | | 318 | |
| Total Votes | | 318 | |

WASHINGTON TOWNSHIP TRUSTEE (Vote for 1)

Precincts Reported: 1 of 1 (100.00%)

| | | Total | |
|----------------------|-------|----------|--------|
| Times Cast | | 82 / 230 | 35.65% |
| Candidate | Party | Total | |
| Rodney L. Bockbrader | | 59 | |
| Total Votes | | 59 | |

WASHINGTON TOWNSHIP FISCAL OFFICER (Vote for 1)

Precincts Reported: 1 of 1 (100.00%)

| | | Total | |
|-------------------|-------|----------|--------|
| Times Cast | | 82 / 230 | 35.65% |
| Candidate | Party | Total | |
| Luke A. Howald | | 32 | |
| Jamie R. Rominger | | 20 | |
| Mary Ann Wilson | | 29 | |
| Total Votes | | 81 | |

WESTLAND TOWNSHIP TRUSTEE (Vote for 1)

Precincts Reported: 2 of 2 (100.00%)

| | | Total | |
|--------------|-------|-------------|--------|
| Times Cast | | 344 / 1,375 | 25.02% |
| Candidate | Party | Total | |
| Greg Woodard | | 287 | |
| Total Votes | | 287 | |

WESTLAND TOWNSHIP FISCAL OFFICER (Vote for 1)

Precincts Reported: 2 of 2 (100.00%)

| | | Total | |
|-----------------|-------|-------------|--------|
| Times Cast | | 344 / 1,375 | 25.02% |
| Candidate | Party | Total | |
| Laura A. Holmes | | 281 | |
| Total Votes | | 281 | |

WHEELING TOWNSHIP TRUSTEE (Vote for 1)

Precincts Reported: 1 of 1 (100.00%)

| | | Total | |
|-----------------|-------|----------|--------|
| Times Cast | | 64 / 411 | 15.57% |
| Candidate | Party | Total | |
| James D. Taylor | | 51 | |
| Total Votes | | 51 | |

WHEELING TOWNSHIP FISCAL OFFICER (Vote for 1)

Precincts Reported: 1 of 1 (100.00%)

| | | Total | |
|----------------|-------|----------|--------|
| Times Cast | | 64 / 411 | 15.57% |
| Candidate | Party | Total | |
| Sandra Kennedy | | 54 | |
| Total Votes | | 54 | |

WILLS TOWNSHIP TRUSTEE (Vote for 1)

Precincts Reported: 2 of 2 (100.00%)

| | | Total | |
|-------------------|-------|-------------|--------|
| Times Cast | | 392 / 1,021 | 38.39% |
| Candidate | Party | Total | |
| William E. Kahrig | | 320 | |
| Total Votes | | 320 | |

WILLS TOWNSHIP FISCAL OFFICER (Vote for 1)

Precincts Reported: 2 of 2 (100.00%)

| | | Total | |
|---------------|-------|-------------|--------|
| Times Cast | | 392 / 1,021 | 38.39% |
| Candidate | Party | Total | |
| Cathy A. Holt | | 327 | |
| Total Votes | | 327 | |

OHIO VALLEY EDUCATIONAL SERVICE CENTER (Vote for 2)

Precincts Reported: 22 of 22 (100.00%)

| | | Total | |
|-------------------------|-------|----------------|--------|
| Times Cast | | 3,580 / 11,120 | 32.19% |
| Candidate | Party | Total | |
| No Valid Petition Filed | | 0 | |
| Total Votes | | 0 | |

MUSKINGUM VALLEY EDUCATIONAL SERVICE CENTER- MUSKINGUM DISTRICT (Vote for 1)

Precincts Reported: 7 of 7 (100.00%)

| | | Total | |
|-------------|-------|-------------|--------|
| Times Cast | | 621 / 2,668 | 23.28% |
| Candidate | Party | Total | |
| Larry Good | | 448 | |
| Total Votes | | 448 | |

MUSKINGUM VALLEY ED SERV CENTER- MUSKINGUM UNEXPIRED TERM ENDING 12-31-21 (Vote for 1)

Precincts Reported: 7 of 7 (100.00%)

| | | Total | |
|-------------------------|-------|-------------|--------|
| Times Cast | | 621 / 2,668 | 23.28% |
| Candidate | Party | Total | |
| No Valid Petition Filed | | 0 | |
| Total Votes | | 0 | |

SCHOOL BOARD CAMBRIDGE CITY (Vote for 2)

Precincts Reported: 15 of 15 (100.00%)

| | | Total | |
|--------------------|-------|---------------|--------|
| Times Cast | | 2,437 / 9,073 | 26.86% |
| Candidate | Party | Total | |
| Gretchen Brumfield | | 1,037 | |
| Liz Kenisell | | 381 | |
| Amy Kissinger | | 1,130 | |
| Ronald B. Miller | | 1,314 | |
| Total Votes | | 3,862 | |

SCHOOL BOARD EAST GUERNSEY (Vote for 2)

Precincts Reported: 10 of 10 (100.00%)

| | | Total | |
|---------------------|-------|---------------|--------|
| Times Cast | | 1,444 / 4,410 | 32.74% |
| Candidate | Party | Total | |
| Dennis L. Doutt | | 751 | |
| Dennis J. Patterson | | 705 | |
| Tom Yeckley | | 635 | |
| Total Votes | | 2,091 | |

SCHOOL BOARD EAST MUSKINGUM (Vote for 3)

Precincts Reported: 7 of 7 (100.00%)

| | | Total | |
|------------------|-------|-------------|--------|
| Times Cast | | 621 / 2,668 | 23.28% |
| Candidate | Party | Total | |
| Renee Coll | | 287 | |
| Mike Mathers | | 371 | |
| Chad Parker | | 236 | |
| Gail Requardt | | 330 | |
| Stacey L. Snider | | 252 | |
| Total Votes | | 1,476 | |

SCHOOL BOARD NEWCOMERSTOWN FULL TERM (Vote for 2)

Precincts Reported: 1 of 1 (100.00%)

| | | Total | |
|---------------|-------|----------|--------|
| Times Cast | | 52 / 327 | 15.90% |
| Candidate | Party | Total | |
| Randy L. Addy | | 29 | |
| David Archer | | 37 | |
| Total Votes | | 66 | |

SCHOOL BOARD NEWCOMERSTOWN UNEXPIRED TERM ENDING 12-31-21 (Vote for 1)

Precincts Reported: 1 of 1 (100.00%)

| | | Total | |
|--------------|-------|----------|--------|
| Times Cast | | 52 / 327 | 15.90% |
| Candidate | Party | Total | |
| Steven Brode | | 43 | |
| Total Votes | | 43 | |

SCHOOL BOARD NOBLE LOCAL (Vote for 3)

Precincts Reported: 1 of 1 (100.00%)

| | | Total | |
|---------------------|-------|-------|-------|
| Times Cast | | 0 / 5 | 0.00% |
| Candidate | Party | Total | |
| Guy Carpenter | | 0 | |
| Constance M. Fowler | | 0 | |
| Nicole Gilliam | | 0 | |
| Lori McElroy | | 0 | |
| Ruth Nau | | 0 | |
| Total Votes | | 0 | |

SCHOOL BOARD RIDGEWOOD (Vote for 3)

Precincts Reported: 1 of 1 (100.00%)

| | | Total | |
|---------------------|-------|----------|--------|
| Times Cast | | 27 / 101 | 26.73% |
| Candidate | Party | Total | |
| Scott Craigo | | 9 | |
| Tony Griffith | | 10 | |
| Catherine J. McCrea | | 12 | |
| John Riebesell | | 9 | |
| Total Votes | | 40 | |

RIDGEWOOD LOCAL SCHOOL DISTRICT BOARD MEMBER UNEXPIRED TERM ENDING 12-31-21 (Vote for 1)

Precincts Reported: 1 of 1 (100.00%)

| | | Total | |
|--------------|-------|----------|--------|
| Times Cast | | 27 / 101 | 26.73% |
| Candidate | Party | Total | |
| Jay Davis | | 11 | |
| Alan Folkert | | 7 | |
| Total Votes | | 18 | |

SCHOOL BOARD ROLLING HILLS (Vote for 2)

Precincts Reported: 15 of 15 (100.00%)

| | | Total | |
|----------------------------|-------|---------------|--------|
| Times Cast | | 2,136 / 6,705 | 31.86% |
| Candidate | Party | Total | |
| Charles Daugherty | | 605 | |
| Troy Dennis | | 710 | |
| Bradley Dudley | | 832 | |
| Michael D. Humphrey | | 741 | |
| Bert Valentine | | 551 | |
| Total Votes | | 3,439 | |

CENTER TWP INCLUDING LORE CITY-RENEWAL-ROADS- 1 MILL (Vote for 1)

Precincts Reported: 3 of 3 (100.00%)

| | | Total | |
|-------------------------|-------|-------------|--------|
| Times Cast | | 382 / 1,135 | 33.66% |
| Candidate | Party | Total | |
| FOR THE TAX LEVY | | 275 | |
| AGAINST THE TAX LEVY | | 99 | |
| Total Votes | | 374 | |

LIBERTY TWP. RENEWAL CURRENT EXP. 1 MILL (Vote for 1)

Precincts Reported: 1 of 1 (100.00%)

| | | Total | |
|-------------------------|-------|------------|--------|
| Times Cast | | 192 / 617 | 31.12% |
| Candidate | Party | Total | |
| FOR THE TAX LEVY | | 134 | |
| AGAINST THE TAX LEVY | | 56 | |
| Total Votes | | 190 | |

LIBERTY TWP. RENEWAL FIRE PROTECTION 0.5 MILL (Vote for 1)

Precincts Reported: 1 of 1 (100.00%)

| | | Total | |
|-------------------------|-------|------------|--------|
| Times Cast | | 192 / 617 | 31.12% |
| Candidate | Party | Total | |
| FOR THE TAX LEVY | | 153 | |
| AGAINST THE TAX LEVY | | 37 | |
| Total Votes | | 190 | |

OXFORD TWP EXCL. FAIRVIEW RENEWAL CEMETERY 1 MILL (Vote for 1)

Precincts Reported: 1 of 1 (100.00%)

| | | Total | |
|----------------------|-------|-----------|--------|
| Times Cast | | 129 / 410 | 31.46% |
| Candidate | Party | Total | |
| FOR THE TAX LEVY | | 76 | |
| AGAINST THE TAX LEVY | | 39 | |
| Total Votes | | 115 | |

OXFORD TWP INCLUD. FAIRVIEW RENEWAL FIRE PROTECTION 1 MILL (Vote for 1)

Precincts Reported: 1 of 1 (100.00%)

| | | Total | |
|----------------------|-------|-----------|--------|
| Times Cast | | 143 / 443 | 32.28% |
| Candidate | Party | Total | |
| FOR THE TAX LEVY | | 98 | |
| AGAINST THE TAX LEVY | | 29 | |
| Total Votes | | 127 | |

RICHLAND TWP REPLACEMENT CEMETERY 1 MILL (Vote for 1)

Precincts Reported: 3 of 3 (100.00%)

| | | Total | |
|----------------------|-------|-------------|--------|
| Times Cast | | 335 / 1,322 | 25.34% |
| Candidate | Party | Total | |
| FOR THE TAX LEVY | | 237 | |
| AGAINST THE TAX LEVY | | 92 | |
| Total Votes | | 329 | |

RICHLAND TWP EXCLUD SENECA AND LC REPLACEMENT FIRE 0.3 MILL (Vote for 1)

Precincts Reported: 1 of 1 (100.00%)

| | | Total | |
|----------------------|-------|-------------|--------|
| Times Cast | | 233 / 1,020 | 22.84% |
| Candidate | Party | Total | |
| FOR THE TAX LEVY | | 202 | |
| AGAINST THE TAX LEVY | | 28 | |
| Total Votes | | 230 | |

SPENCER TWP (EXCLUD. CUMB.VILL) RENEWAL FIRE PROTECTION .5 MILL (Vote for 1)

Precincts Reported: 1 of 1 (100.00%)

| | | Total | |
|----------------------|-------|-----------|--------|
| Times Cast | | 127 / 438 | 29.00% |
| Candidate | Party | Total | |
| FOR THE TAX LEVY | | 109 | |
| AGAINST THE TAX LEVY | | 16 | |
| Total Votes | | 125 | |

GO MART INC. L-O QUESTION 1 OW-WILLS PCT (Vote for 1)

Precincts Reported: 1 of 1 (100.00%)

| | | Total | |
|-------------|-------|-----------|--------|
| Times Cast | | 362 / 931 | 38.88% |
| Candidate | Party | Total | |
| YES | | 214 | |
| NO | | 136 | |
| Total Votes | | 350 | |

GO MART INC. SUNDAY SALES OW-WILLS PCT (Vote for 1)

Precincts Reported: 1 of 1 (100.00%)

| | | Total | |
|-------------|-------|-----------|--------|
| Times Cast | | 362 / 931 | 38.88% |
| Candidate | Party | Total | |
| YES | | 188 | |
| NO | | 162 | |
| Total Votes | | 350 | |

LIQUOR SALES FAIRFIELD INN AND SUITES (Vote for 1)

Precincts Reported: 1 of 1 (100.00%)

| | | Total | |
|-------------|-------|-----------|--------|
| Times Cast | | 256 / 886 | 28.89% |
| Candidate | Party | Total | |
| YES | | 185 | |
| NO | | 66 | |
| Total Votes | | 251 | |

SUNDAY SALES FAIRFILED INN AND SUITES (Vote for 1)

Precincts Reported: 1 of 1 (100.00%)

| | | Total | |
|-------------|-------|-----------|--------|
| Times Cast | | 256 / 886 | 28.89% |
| Candidate | Party | Total | |
| YES | | 169 | |
| NO | | 79 | |
| Total Votes | | 248 | |

GEORGETOWN VINEYARDS INC. LOCAL OPT.1 CAMBRIDGE C PCT. (Vote for 1)

Precincts Reported: 1 of 1 (100.00%)

| | | Total | |
|-------------|-------|-----------|--------|
| Times Cast | | 256 / 886 | 28.89% |
| Candidate | Party | Total | |
| YES | | 196 | |
| NO | | 54 | |
| Total Votes | | 250 | |

GEORGETOWN VINEYARDS INC. LOCAL OP. SUNDAY SALES CAMBRIDGE C. PCT. (Vote for 1)

Precincts Reported: 1 of 1 (100.00%)

| | | Total | |
|-------------|-------|-----------|--------|
| Times Cast | | 256 / 886 | 28.89% |
| Candidate | Party | Total | |
| YES | | 178 | |
| NO | | 74 | |
| Total Votes | | 252 | |

SUNDAY SALES ALDI INC. (Vote for 1)

Precincts Reported: 1 of 1 (100.00%)

| | | Total | |
|-------------|-------|----------|--------|
| Times Cast | | 81 / 579 | 13.99% |
| Candidate | Party | Total | |
| YES | | 50 | |
| NO | | 24 | |
| Total Votes | | 74 | |

MID- EAST LEVY (Vote for 1)

Precincts Reported: 35 of 35 (100.00%)

| | | Total | |
|----------------------|-------|----------------|--------|
| Times Cast | | 6,638 / 22,861 | 29.04% |
| Candidate | Party | Total | |
| FOR THE TAX LEVY | | 4,322 | |
| AGAINST THE TAX LEVY | | 2,094 | |
| Total Votes | | 6,416 | |

CAMBRIDGE CITY SCHOOL 2.9 MILLS (Vote for 1)

Precincts Reported: 15 of 15 (100.00%)

| | | Total | |
|----------------------|-------|---------------|--------|
| Times Cast | | 2,437 / 9,073 | 26.86% |
| Candidate | Party | Total | |
| FOR THE TAX LEVY | | 1,112 | |
| AGAINST THE TAX LEVY | | 1,266 | |
| Total Votes | | 2,378 | |

NEWCOMERSTOWN EXEMPTED VILLAGE SCHOOL DISTRICT 6.2 MILLS (Vote for 1)

Precincts Reported: 1 of 1 (100.00%)

| | | Total | |
|----------------------|-------|----------|--------|
| Times Cast | | 52 / 327 | 15.90% |
| Candidate | Party | Total | |
| FOR THE TAX LEVY | | 30 | |
| AGAINST THE TAX LEVY | | 21 | |
| Total Votes | | 51 | |

G.C.COUNTRYVIEW ASSISTED LIVING RENEWAL MAINT. OPERAT. 1 MILL (Vote for 1)

Precincts Reported: 35 of 35 (100.00%)

| | | Total | |
|----------------------|-------|----------------|--------|
| Times Cast | | 6,717 / 23,289 | 28.84% |
| Candidate | Party | Total | |
| FOR THE TAX LEVY | | 4,934 | |
| AGAINST THE TAX LEVY | | 1,593 | |
| Total Votes | | 6,527 | |

BYESVILLE VILLAGE FIRE EQUIPMENT AND MAINTNEANCE 1.5 MILL (Vote for 1)

Precincts Reported: 2 of 2 (100.00%)

| | | Total | |
|----------------------|-------|-------------|--------|
| Times Cast | | 565 / 1,370 | 41.24% |
| Candidate | Party | Total | |
| FOR THE TAX LEVY | | 351 | |
| AGAINST THE TAX LEVY | | 207 | |
| Total Votes | | 558 | |

CUMBERLAND VILLAGE RENEWAL FIRE 1 MILL (Vote for 1)

Precincts Reported: 1 of 1 (100.00%)

| | | Total | |
|----------------------|-------|----------|--------|
| Times Cast | | 63 / 195 | 32.31% |
| Candidate | Party | Total | |
| FOR THE TAX LEVY | | 43 | |
| AGAINST THE TAX LEVY | | 17 | |
| Total Votes | | 60 | |

CUMBERLAND VILLAGE RENEWAL FIRE 4 MILLS (Vote for 1)

Precincts Reported: 1 of 1 (100.00%)

| | | Total | |
|----------------------|-------|----------|--------|
| Times Cast | | 63 / 195 | 32.31% |
| Candidate | Party | Total | |
| FOR THE TAX LEVY | | 41 | |
| AGAINST THE TAX LEVY | | 18 | |
| Total Votes | | 59 | |

SENECAVILLE VILLAGE REPLACEMENT STREETS 3.5 MILLS (Vote for 1)

Precincts Reported: 1 of 1 (100.00%)

| | | Total | |
|----------------------|-------|----------|--------|
| Times Cast | | 80 / 248 | 32.26% |
| Candidate | Party | Total | |
| FOR THE TAX LEVY | | 52 | |
| AGAINST THE TAX LEVY | | 25 | |
| Total Votes | | 77 | |

QUAKER CITY VILLAGE REPLACEMENT STREETS 1.5 MILLS (Vote for 1)

Precincts Reported: 1 of 1 (100.00%)

| | Total | |
|------------|----------|--------|
| Times Cast | 66 / 271 | 24.35% |

| Candidate | Party | Total | |
|----------------------|-------|-------|--|
| FOR THE TAX LEVY | | 45 | |
| AGAINST THE TAX LEVY | | 16 | |
| Total Votes | | 61 | |

PLEASANT CITY VILLAGE REPLACEMENT CURRENT EXPENSES 2 MILLS (Vote for 1)

Precincts Reported: 1 of 1 (100.00%)

| | Total | |
|------------|----------|--------|
| Times Cast | 65 / 216 | 30.09% |

| Candidate | Party | Total | |
|----------------------|-------|-------|--|
| FOR THE TAX LEVY | | 49 | |
| AGAINST THE TAX LEVY | | 12 | |
| Total Votes | | 61 | |