

**November 5, 2024 General Election
Official Certification of Results
Signature Form**

We, the undersigned Members of the Board of Elections of County indicated below, do hereby certify that the Official Results of the Election (county specific and most-populous, if applicable) submitted to the Secretary of State's Office are valid and accurate, and the number of absentee voters reconciles with the number of absentee ballots cast and counted.


Guernsey

County Name

IN WITNESS WHEREOF, we have subscribed our names officially on the date indicated below:

Nov 19, 2024


Today's Date



Director



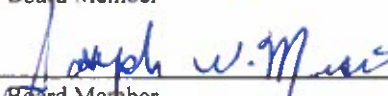
Deputy Director




Board Member



Board Member



Board Member



Board Member

The Board must complete and sign, scan, and email the signed form to Results@OhioSoS.gov along with the *Official Vote Total Summary Report with Group Detail*.

Election Summary Report

General Election

GUERNSEY

November 05, 2024

Summary for: All Contests, All Districts, All Tabulators, All Counting Groups

Official Canvass

Total Results

Elector Group	Counting Group	Voters Cast	Registered Voters	Turnout
Total	Election Day	9,632	24,501	39.31%
	Absentee	7,848		32.03%
	Provisional	304		1.24%
	Total	17,784		72.58%

Precincts Reported: 0 of 35 (0.00%)

Voters Cast: 17,784 of 24,501 (72.58%)

President and Vice President (Vote for 1)

Precincts Reported: 0 of 35 (0.00%)

	Total	
Times Cast	17,784 / 24,501	72.58%

Candidate	Party	Total	
Richard Duncan	NON	49	
Kamala D. Harris	DEM	4,154	
Chase Oliver	LIB	58	
Peter Sonski	OPC	19	
Jill Stein	OPC	25	
Donald J. Trump	REP	13,314	
Total Votes		17,626	

		Total	
Shiva Ayyadurai	WRITE-IN	2	
John Cheng	WRITE-IN	0	
Claudia De la Cruz	WRITE-IN	1	
Cherunda Fox	WRITE-IN	0	
Brain Kienitz	WRITE-IN	0	
Chris Garrity	WRITE-IN	0	
William Nalbach	WRITE-IN	0	
Jay J. Bowman	WRITE-IN	0	
Cornel West	WRITE-IN	4	
Unresolved Write-In		0	

Supreme Court Justice 1-1-2025 (Vote for 1)

Precincts Reported: 0 of 35 (0.00%)

		Total	
Times Cast		17,784 / 24,501	72.58%
Candidate	Party	Total	
Michael P. Donnelly	DEM	4,138	
Megan E. Shanahan	REP	11,853	
Total Votes		15,991	
		Total	
Unresolved Write-In		0	

Supreme Court Justice 1-2-2025 (Vote for 1)

Precincts Reported: 0 of 35 (0.00%)

		Total	
Times Cast		17,784 / 24,501	72.58%
Candidate	Party	Total	
Joseph T. Deters	REP	12,205	
Melody J. Stewart	DEM	4,408	
Total Votes		16,613	
		Total	
Unresolved Write-In		0	

Supreme Court Justice 12-31-2026 (Vote for 1)

Precincts Reported: 0 of 35 (0.00%)

		Total	
Times Cast		17,784 / 24,501	72.58%
Candidate	Party	Total	
Lisa Forbes	DEM	4,235	
Daniel R. Hawkins	REP	12,252	
Total Votes		16,487	
		Total	
Unresolved Write-In		0	

U.S. Senate (Vote for 1)

Precincts Reported: 0 of 35 (0.00%)

		Total	
Times Cast		17,784 / 24,501	72.58%

Candidate	Party	Total	
Sherrod Brown	DEM	4,839	
Don Kissick	LIB	711	
Bernie Moreno	REP	11,836	
Total Votes		17,387	

		Total	
Stephen Faris	WRITE-IN	0	
David Allen Pastorius	WRITE-IN	0	
Nathan Russell	WRITE-IN	1	
Tariq Shabazz	WRITE-IN	0	
Unresolved Write-In		0	

U.S. Representative To Congress - 12th District (Vote for 1)

Precincts Reported: 0 of 35 (0.00%)

		Total	
Times Cast		17,784 / 24,501	72.58%

Candidate	Party	Total	
Troy Balderson	REP	13,269	
Jerrad Christian	DEM	3,795	
Total Votes		17,064	

		Total	
Unresolved Write-In		0	

State Senate - 30th. District (Vote for 1)

Precincts Reported: 0 of 11 (0.00%)

		Total	
Times Cast		5,034 / 6,605	76.21%

Candidate	Party	Total	
Brian M. Chavez	REP	3,822	
Iva Faber	DEM	862	
Total Votes		4,684	

		Total	
Unresolved Write-In		0	

State Representative - 95th. District (Vote for 1)

Precincts Reported: 0 of 11 (0.00%)

		Total	
Times Cast		5,034 / 6,605	76.21%
Candidate	Party	Total	
Don Jones	REP	3,820	
Micah McCarey	DEM	862	
Total Votes		4,682	
		Total	
Unresolved Write-In		0	

State Representative - 97th. District (Vote for 1)

Precincts Reported: 0 of 25 (0.00%)

		Total	
Times Cast		12,750 / 17,896	71.24%
Candidate	Party	Total	
Adam P. Holmes	REP	8,498	
Scott Wilson		2,859	
Total Votes		11,357	
		Total	
Unresolved Write-In		0	

Fifth District Court Of Appeals 2-9-2025 (Vote for 1)

Precincts Reported: 0 of 35 (0.00%)

		Total	
Times Cast		17,784 / 24,501	72.58%
Candidate	Party	Total	
Robert G. Montgomery	REP	13,197	
Total Votes		13,197	
		Total	
Unresolved Write-In		0	

Fifth District Court Of Appeals 2-10-2025 (Vote for 1)

Precincts Reported: 0 of 35 (0.00%)

		Total	
Times Cast		17,784 / 24,501	72.58%
Candidate	Party	Total	
Kevin W. Popham	REP	12,620	
Total Votes		12,620	
		Total	
Unresolved Write-In		0	

Fifth District Court Of Appeals 2-11-2025 (Vote for 1)

Precincts Reported: 0 of 35 (0.00%)

		Total	
Times Cast		17,784 / 24,501	72.58%
Candidate	Party	Total	
David Gormley	REP	12,562	
Total Votes		12,562	
		Total	
Unresolved Write-In		0	

County Commissioner Jan. 2nd Term (Vote for 1)

Precincts Reported: 0 of 35 (0.00%)

		Total	
Times Cast		17,784 / 24,501	72.58%
Candidate	Party	Total	
Jack Marlin	REP	13,025	
Total Votes		13,025	
		Total	
Unresolved Write-In		0	

County Commissioner Jan. 3rd Term (Vote for 1)

Precincts Reported: 0 of 35 (0.00%)

		Total	
Times Cast		17,784 / 24,501	72.58%
Candidate	Party	Total	
William S. Cowgill	REP	13,294	
Total Votes		13,294	
		Total	
Unresolved Write-In		0	

Prosecuting Attorney (Vote for 1)

Precincts Reported: 0 of 35 (0.00%)

		Total	
Times Cast		17,784 / 24,501	72.58%
Candidate	Party	Total	
Lindsey K. Angler	REP	13,267	
Total Votes		13,267	
		Total	
Unresolved Write-In		0	

County Clerk Of Courts Of Common Pleas (Vote for 1)

Precincts Reported: 0 of 35 (0.00%)

		Total	
Times Cast		17,784 / 24,501	72.58%
Candidate	Party	Total	
Jennifer Johnson	REP	13,569	
Total Votes		13,569	
		Total	
Unresolved Write-In		0	

County Sheriff (Vote for 1)

Precincts Reported: 0 of 35 (0.00%)

		Total	
Times Cast		17,784 / 24,501	72.58%
Candidate	Party	Total	
Jeffrey D. Paden	DEM	12,913	
Total Votes		12,913	
		Total	
Unresolved Write-In		0	

County Recorder (Vote for 1)

Precincts Reported: 0 of 35 (0.00%)

		Total	
Times Cast		17,784 / 24,501	72.58%
Candidate	Party	Total	
Marilyn Callahan	REP	13,246	
Total Votes		13,246	
		Total	
Unresolved Write-In		0	

County Treasurer (Vote for 1)

Precincts Reported: 0 of 35 (0.00%)

		Total	
Times Cast		17,784 / 24,501	72.58%
Candidate	Party	Total	
Sharon K. Secrest	REP	13,417	
Total Votes		13,417	
		Total	
Unresolved Write-In		0	

County Engineer (Vote for 1)

Precincts Reported: 0 of 35 (0.00%)

		Total	
Times Cast		17,784 / 24,501	72.58%
Candidate	Party	Total	
Robert C. Heady	DEM	6,511	
Paul E. Sherry	REP	10,079	
Total Votes		16,590	
		Total	
Unresolved Write-In		0	

County Coroner (Vote for 1)

Precincts Reported: 0 of 35 (0.00%)

		Total	
Times Cast		17,784 / 24,501	72.58%
Candidate	Party	Total	
Sandra Massullo-Schubert	REP	13,826	
Total Votes		13,826	
		Total	
Unresolved Write-In		0	

State Board of Education 8th District (Vote for 1)

Precincts Reported: 0 of 35 (0.00%)

		Total	
Times Cast		17,784 / 24,501	72.58%
Candidate	Party	Total	
Karen A. Lloyd		11,216	
Total Votes		11,216	
		Total	
Unresolved Write-In		0	

State Issue 1 (Vote for 1)

Precincts Reported: 0 of 35 (0.00%)

		Total	
Times Cast		17,775 / 24,501	72.55%
Candidate	Party	Total	
YES		5,198	
NO		11,659	
Total Votes		16,857	
		Total	
Unresolved Write-In		0	

Fairview Village Current Expenses Levy Renewal 4.7 Mills (Vote for 1)

Precincts Reported: 0 of 1 (0.00%)

		Total	
Times Cast		19 / 32	59.38%
Candidate	Party	Total	
For the Tax Levy		9	
Against the Tax Levy		10	
Total Votes		19	
		Total	
Unresolved Write-In		0	

Lore City Village Fire Levy Renewal 3 Mills (Vote for 1)

Precincts Reported: 0 of 1 (0.00%)

		Total	
Times Cast		125 / 173	72.25%
Candidate	Party	Total	
For the Tax Levy		85	
Against the Tax Levy		35	
Total Votes		120	
		Total	
Unresolved Write-In		0	

Pleasant City Village Current Expenses Levy Replacement 2 Mills (Vote for 1)

Precincts Reported: 0 of 1 (0.00%)

		Total	
Times Cast		153 / 212	72.17%
Candidate	Party	Total	
For the Tax Levy		93	
Against the Tax Levy		51	
Total Votes		144	
		Total	
Unresolved Write-In		0	

Quaker City Village Street Levy Renewal 1.5 Mills (Vote for 1)

Precincts Reported: 0 of 1 (0.00%)

		Total	
Times Cast		190 / 259	73.36%
Candidate	Party	Total	
For the Tax Levy		118	
Against the Tax Levy		60	
Total Votes		178	
		Total	
Unresolved Write-In		0	

Old Washington Village Current Expenses Levy Renewal 4 Mills (Vote for 1)

Precincts Reported: 0 of 1 (0.00%)

		Total	
Times Cast		118 / 167	70.66%
Candidate	Party	Total	
For the Tax Levy		80	
Against the Tax Levy		32	
Total Votes		112	
		Total	
Unresolved Write-In		0	

Senecaville Village Street Levy Renewal 3.5 Mills (Vote for 1)

Precincts Reported: 0 of 1 (0.00%)

		Total	
Times Cast		176 / 254	69.29%
Candidate	Party	Total	
For the Tax Levy		99	
Against the Tax Levy		68	
Total Votes		167	
		Total	
Unresolved Write-In		0	

Adams Township Fire Levy Renewal 2.5 Mills (Vote for 1)

Precincts Reported: 0 of 2 (0.00%)

		Total	
Times Cast		1,043 / 1,345	77.55%
Candidate	Party	Total	
For the Tax Levy		703	
Against the Tax Levy		299	
Total Votes		1,002	
		Total	
Unresolved Write-In		0	

Center Township (Including a portion of Lore City Village) Road Levy Renewal 1 Mill (Vote for 1)

Precincts Reported: 0 of 3 (0.00%)

		Total	
Times Cast		951 / 1,197	79.45%
Candidate	Party	Total	
For the Tax Levy		618	
Against the Tax Levy		288	
Total Votes		906	
		Total	
Unresolved Write-In		0	

Liberty Township Current Expenses Levy Renewal 1 Mill (Vote for 1)

Precincts Reported: 0 of 1 (0.00%)

		Total	
Times Cast		511 / 658	77.66%
Candidate	Party	Total	
For the Tax Levy		311	
Against the Tax Levy		182	
Total Votes		493	
		Total	
Unresolved Write-In		0	

Liberty Township Fire Levy Renewal 0.5 Mill (Vote for 1)

Precincts Reported: 0 of 1 (0.00%)

		Total	
Times Cast		511 / 658	77.66%
Candidate	Party	Total	
For the Tax Levy		362	
Against the Tax Levy		132	
Total Votes		494	
		Total	
Unresolved Write-In		0	

Oxford Township (Excluding Fairview Village) Cemetery Levy Renewal 1 Mill (Vote for 1)

Precincts Reported: 0 of 1 (0.00%)

		Total	
Times Cast		315 / 453	69.54%
Candidate	Party	Total	
For the Tax Levy		146	
Against the Tax Levy		153	
Total Votes		299	
		Total	
Unresolved Write-In		0	

Oxford Township (Including Fairview Village) Fire Levy Renewal 1 Mill (Vote for 1)

Precincts Reported: 0 of 1 (0.00%)

		Total	
Times Cast		334 / 485	68.87%
Candidate	Party	Total	
For the Tax Levy		210	
Against the Tax Levy		107	
Total Votes		317	
		Total	
Unresolved Write-In		0	

Spencer Township (Excluding Cumberland Village) Fire Levy Renewal 0.5 Mill (Vote for 1)

Precincts Reported: 0 of 1 (0.00%)

		Total	
Times Cast		408 / 508	80.31%
Candidate	Party	Total	
For the Tax Levy		276	
Against the Tax Levy		113	
Total Votes		389	
		Total	
Unresolved Write-In		0	

Valley Township (Including Pleasant City Village) Cemetery Levy Replacement and Increase 1.5 Mills (Vote for 1)

Precincts Reported: 0 of 2 (0.00%)

		Total	
Times Cast		930 / 1,273	73.06%
Candidate	Party	Total	
For the Tax Levy		462	
Against the Tax Levy		428	
Total Votes		890	
		Total	
Unresolved Write-In		0	

Guernsey County Countryview Assisted Living Center Operation Levy Replacement and Increase 1.5 Mill (Vote for 1)

Precincts Reported: 0 of 35 (0.00%)

		Total	
Times Cast		17,775 / 24,501	72.55%
Candidate	Party	Total	
For the Tax Levy		9,357	
Against the Tax Levy		7,367	
Total Votes		16,724	
		Total	
Unresolved Write-In		0	

Guernsey County Mental Health Operation Levy Renewal 1 Mill (Vote for 1)

Precincts Reported: 0 of 35 (0.00%)

		Total	
Times Cast		17,775 / 24,501	72.55%
Candidate	Party	Total	
For the Tax Levy		10,612	
Against the Tax Levy		6,251	
Total Votes		16,863	
		Total	
Unresolved Write-In		0	

Guernsey County Senior Center Services Levy Renewal & Increase 1.8 Mills (Vote for 1)

Precincts Reported: 0 of 35 (0.00%)

		Total	
Times Cast		17,775 / 24,501	72.55%
Candidate	Party	Total	
For the Tax Levy		10,909	
Against the Tax Levy		5,999	
Total Votes		16,908	
		Total	
Unresolved Write-In		0	